

# UNIFORM APPAREL GUIDE

FOR THE TOUGH, TOUGHER AND TOUGHEST JOBS

## TOUGH

SERVERS

HOSPITALITY

MEDICAL OFFICES

FRONT DESK

SALES

GROCERY

GOVERNMENT

COUNTER SALES

LANDSCAPING

WAREHOUSING

AUTO PARTS

HOUSEKEEPING

## TOUGHER

LIGHT MANUFACTURING

POOL MAINTENANCE

FACILITY MAINTENANCE

## TOUGHEST

TOWING

HVAC TECHS

PLUMBING

EMTS JANITORIAL

FOOD PROCESSING

HEAVY MANUFACTURING

LAW ENFORCEMENT

CONSTRUCTION

AUTOMOTIVE

# TAKE A UNIFORM APPROACH

## SUCCESSFULLY OUTFIT THE TOUGH, TOUGHER AND TOUGHEST JOBS

Use this guide to select optimal uniforming pieces suggested for tough, tougher and toughest jobs. Each choice delivers the performance, professional look and comfort America's workforce demands.

### FOR THE TOUGH JOBS

Page 4

### FOR THE TOUGHER JOBS

Page 26

### FOR THE TOUGHEST JOBS

Page 36

**BRIAN**  
AUTO TECHNICIAN  
**A CS412** — PAGE 37

**MARK**  
SERVICE MANAGER  
**B S608** — PAGE 12

**SARAH**  
SALES  
**C 354067** — PAGE 5





**ANTHONY**  
SITE SUPERVISOR

**D** ST657 — PAGE 27

**JUSTIN**  
COMPANY OWNER

**E** S608 — PAGE 12

**BILL**  
LANDSCAPER

**F** ST320 — PAGE 39



**NATALIE**  
HOSTESS

**G** L665 — PAGE 10

**JEFF**  
PREP COOK

**H** CS421 — PAGE 39

**AARON**  
BUS BOY

**I** K525 — PAGE 29

**MICHAEL**  
SERVER

**J** S659 — PAGE 41



# FOR THE TOUGH JOBS

THE TOUGH JOBS CALL FOR UNIFORMING  
APPAREL WITH FEATURES LIKE:

- ▶ VIRTUALLY CAREFREE FABRIC
- ▶ WRINKLE-RESISTANCE
- ▶ STAIN-RESISTANCE
- ▶ DEPENDABLE ALL-DAY COMFORT

## JOB TYPES INCLUDING:

SERVERS  
SALES  
COUNTER SALES  
FRONT DESK  
HOSPITALITY  
MEDICAL OFFICES  
GROCERY  
PROFESSIONAL SERVICES  
RETAIL  
VALET  
GOVERNMENT



POLOS.....	Page 5
WOVEN SHIRTS.....	Page 10
T-SHIRTS.....	Page 14
SWEATSHIRTS.....	Page 18
OUTERWEAR.....	Page 19





### DRI-FIT MICRO PIQUE POLOS 363807

- Flat knit collar
- Three-button placket

#### ADULT SIZES: XS-4XL

Colors: Team Orange, Varsity Red, University Gold, White, Lawn, Wolf Grey, Trails End Brown, Anthracite, Team Red, Night Purple, Fusion Pink, Blue Sapphire, Valor Blue, Mean Green, Lucky Green, Team Green, Tidal Blue, Navy, Black

#### TALL SIZES: LT-4XLT (604941)

Colors: Team Orange, Varsity Red, White, Anthracite, Team Red, Night Purple, Blue Sapphire, Valor Blue, Mean Green, Team Green, Tidal Blue, Navy, Black



### TALL

### NIKE GOLF DRI-FIT MICRO PIQUE POLOS

- 4.4-ounce, 100% polyester with Dri-FIT fabric
- Moisture-wicking
- Open hem sleeves
- Contrast Swoosh design trademark on left sleeve



### LADIES DRI-FIT MICRO PIQUE POLO 354067

- Johnny collar

#### LADIES SIZES: S-2XL

Colors: Team Orange, Varsity Red, University Gold, White, Lawn, Wolf Grey, Anthracite, Team Red, Night Purple, Fusion Pink, Blue Sapphire, Valor Blue, Mean Green, Lucky Green, Team Green, Tidal Blue, Navy, Black



TEAM ORANGE

VARSITY RED

UNIVERSITY GOLD

WHITE

LAWN

WOLF GREY

TRAILS END BROWN

ANTHRACITE

TEAM RED

BLACK



NIGHT PURPLE

FUSION PINK

BLUE SAPPHIRE

VALOR BLUE

MEAN GREEN

LUCKY GREEN

TEAM GREEN

TIDAL BLUE

NAVY

To protect its reputation and identity, Nike reserves the right to prohibit the addition to any Nike garment of any trademark, name, design or logo of an organization, business, school or team (or for an individual or other entity) that does not meet certain standards. Please contact your representative with any questions. The decoration of any Nike garment with the proprietary mark, name or logo of any professional athletic organization or collegiate institution without the prior written authorization of both the owner of such mark, name or logo and Nike is expressly prohibited. Nike products may not be resold without embellishment.

**TALL**

**PORT AUTHORITY® SILK TOUCH™ POLOS**

- 5-ounce, 65/35 poly/cotton pique
- Wrinkle- and shrink-resistant
- Flat knit collar and cuffs
- Metal buttons with dyed-to-match plastic rims
- Double-needle armhole seams and hem
- Side vents

**SILK TOUCH™ POLOS**

**K500**

ADULT SIZES: XS-10XL

(USE STYLE K500ES WHEN ORDERING SIZES 7XL-10XL)

TALL SIZES: LT-4XLT (TLK500)

Colors: White, Stone, Orange, Tropical Pink, Red, Burgundy Maroon, Purple, Light Blue, Maui Blue, Ultramarine Blue, Strong Blue, Mediterranean Blue, Royal, Navy, Teal Green, Lime, Kelly Green, Clover Green, Dark Green, Coffee Bean, Steel Grey, Cool Grey, Black



**LADIES SILK TOUCH™ POLO**

**L500**

LADIES SIZES: XS-6XL

**SILK TOUCH™ LONG SLEEVE POLOS**

**K500LS**

ADULT SIZES: XS-6XL

Colors: White, Stone, Red, Burgundy, Royal, Navy, Dark Green, Coffee Bean, Cool Grey, Black

TALL SIZES: LT-4XLT (TLK500LS)

Colors: Red, Royal, Navy, Cool Grey, Black



**LADIES SILK TOUCH™ LONG SLEEVE POLO**

**L500LS**

LADIES SIZES: XS-4XL

Colors: White, Red, Burgundy, Royal, Navy, Dark Green, Black



## SILK TOUCH™ POLOS WITH POCKET

### K500P

- Left chest pocket

ADULT SIZES: XS-6XL

Colors: White, Stone, Orange, Red, Burgundy, Ultramarine Blue, Royal, Navy, Dark Green, Coffee Bean, Cool Grey, Black

TALL SIZES: LT-4XLT (TLK500P)

Colors: White, Stone, Red, Burgundy, Ultramarine Blue, Royal, Navy, Dark Green, Coffee Bean, Cool Grey, Black



## SILK TOUCH™ LONG SLEEVE POLO WITH POCKET

### K500LSP

- Left chest pocket

ADULT SIZES: XS-4XL

Colors: Navy, Black



## SILK TOUCH™ PERFORMANCE POLOS

**K540**

- 3-button placket with dyed-to-match buttons

ADULT SIZES: XS-4XL  
TALL SIZES: LT-4XLT (TLK540)

## LADIES SILK TOUCH™ PERFORMANCE POLO

**L540**

- V-neck with Johnny collar

LADIES SIZES: XS-4XL



**SNAG-RESISTANT TALL**

## PORT AUTHORITY® SILK TOUCH™ PERFORMANCE POLOS

- 4-ounce, 100% polyester double knit with PosiCharge technology
- Moisture-wicking
- Self-fabric collar
- Set in, open cuff sleeves
- Double-needle sleeve cuffs and hem



## SILK TOUCH™ PERFORMANCE LONG SLEEVE POLO

**K540LS**

- 3-button placket with dyed-to-match buttons

ADULT SIZES: XS-4XL

Colors: White, Red, Brilliant Blue, Carolina Blue, Royal, Navy, Steel Grey, Black

## SILK TOUCH™ PERFORMANCE POCKET POLO

**K540P**

- 3-button placket with dyed-to-match buttons
- Left chest pocket

ADULT SIZES: XS-4XL

Colors: White, Red, Brilliant Blue, Carolina Blue, Royal, Navy, Lime, Steel Grey, Black





**STAIN-RELEASE**

**PORT & COMPANY® RING  
SPUN PIQUE POLOS**

- 5.9-ounce, 100% ring spun cotton with stain-release finish
- Rib knit collar and cuffs
- Dyed-to-match buttons



**RING SPUN PIQUE POLO**

**KP1500**

- 3-button placket

ADULT SIZES: XS-4XL




**LADIES RING SPUN  
PIQUE POLO**

**LKP1500**

- 4-button placket

LADIES SIZES: XS-4XL

Colors: White, Silver, Red, Royal, Deep Navy, Charcoal, Jet Black



**PORT AUTHORITY®**

**SNAG-RESISTANT**

**PORT AUTHORITY® TRACE  
HEATHER POLOS**

- 4.5-ounce, 100% polyester
- Moisture-wicking
- 3-button placket with dyed-to-match buttons
- Set-in, open hem sleeves



**TRACE HEATHER POLO**

**K576**

- Self-fabric collar
- Double-needle hem
- Side vents

ADULT SIZES: XS-4XL

Colors: Vine Green Heather, Tropic Blue Heather, True Royal Heather, Charcoal Heather, True Navy Heather



**LADIES TRACE  
HEATHER POLO**

**L576**

- Modified Johnny collar with decorative 3-button detail
- Tulip-shaped hem

LADIES SIZES: XS-4XL




STAIN REPEL STAIN-RELEASE TALL

PORT AUTHORITY  
SUPERPRO™ TWILL SHIRTS

- 3.4-ounce, 55/45 cotton/poly
- Wrinkle-resistant
- Back yoke with side pleats
- Dyed-to-match buttons

RELEASES STAINS

PROHIBITS STAINS  
FROM PENETRATING  
FABRIC FIBERS



SUPERPRO™ TWILL SHIRTS

S663

- Button-down collar
- Left chest pocket

ADULT SIZES: XS-4XL

Colors: Monument Grey, Black, True Blue, Ultramarine Blue, White, True Navy, Sterling Grey, Rich Red

TALL SIZES: LT-4XLT (TS663)

Colors: Black, True Blue, White

LADIES SUPERPRO™  
Twill SHIRT

L663

- Open collar
- Bust darts

LADIES SIZES: XS-4XL



SHORT SLEEVE SUPERPRO™  
Twill SHIRT

S664

- Button-down collar
- Left chest pocket

ADULT SIZES: XS-4XL

Colors: Monument Grey, Black, True Blue, Ultramarine Blue, White, True Navy, Sterling Grey, Rich Red

LADIES SHORT SLEEVE  
SUPERPRO™ TWILL SHIRT

L664

- Open collar
- Bust darts
- Turned-up sleeve cuff hem

LADIES SIZES: XS-4XL



LADIES 3/4-SLEEVE  
SUPERPRO™ TWILL SHIRT

L665

- Button-down collar with open Y-neckline
- Bust darts
- Single button notched sleeve cuffs
- Slightly rounded hem

LADIES SIZES: XS-4XL

Colors: Monument Grey, Black, True Blue, Ultramarine Blue, True Navy, Sterling Grey, Rich Red, Pink Azalea





**PORT AUTHORITY®  
MICRO TATTERSALL  
EASY CARE SHIRTS**

- 3.5-ounce, 60/40 cotton/poly
- Wrinkle-resistant
- Dyed-to-match buttons



**LADIES 3/4-SLEEVE MICRO  
TATTERSALL EASY CARE SHIRT**

**LW643**

- Center back pleat
- Open cutaway collar
- Partially covered Y-neck placket
- Roll cuffs with two-button detail

LADIES SIZES: XS-4XL

**MICRO TATTERSALL EASY  
CARE SHIRT**

**W643**

- Outside back pleats
- Hidden button-down collar
- Left chest pocket
- Adjustable cuffs

ADULT SIZES: XS-4XL



WHITE/  
DARK GREY

HERITAGE  
BLUE/  
ROYAL

NAVY/  
HERITAGE  
BLUE

**TALL**

**PORT AUTHORITY® EASY CARE SHIRTS**

- 4.5-ounce, 55/45 cotton/poly
- Wrinkle-resistant
- Dyed-to-match buttons



**LONG SLEEVE EASY CARE SHIRTS**

**S608**

- Button-down collar
- Left chest pocket
- Box back pleat
- Adjustable cuffs

ADULT SIZES: XS-10XL (USE STYLE S608ES WHEN ORDERING SIZES 7XL-10XL)

TALL SIZES: LT-4XLT (TLS608)

Colors: White, Light Pink, Bright Lavender, Red, Burgundy, Yellow, Athletic Gold, Texas Orange, Light Stone, Stone, Coffee Bean, Maui Blue, Light Blue, Ultramarine Blue, Strong Blue, Mediterranean Blue, Royal, Navy, Classic Navy, Teal Green, Court Green, Clover Green, Dark Green, Steel Grey, Purple, Black



LADIES LONG SLEEVE EASY CARE SHIRT

L608

- Open collar
- Adjustable cuffs

LADIES SIZES: XS-6XL

Colors: White, Light Pink, Tropical Pink, Deep Berry, Bright Lavender, Hibiscus, Red, Burgundy, Yellow, Athletic Gold, Texas Orange, Light Stone, Stone, Coffee Bean, Maui Blue, Light Blue, Ultramarine Blue, Strong Blue, Mediterranean Blue, Royal, Navy, Classic Navy, Teal Green, Court Green, Clover Green, Dark Green, Steel Grey, Purple, Black



SHORT SLEEVE EASY CARE SHIRTS

S508

- Button-down collar
- Left chest pocket

ADULT SIZES: XS-6XL

Colors: White, Bright Lavender, Red, Burgundy, Yellow, Athletic Gold, Texas Orange, Light Stone, Stone, Coffee Bean, Bark, Maui Blue, Light Blue, Ultramarine Blue, Strong Blue, Mediterranean Blue, Royal, Navy, Classic Navy, Teal Green, Court Green, Clover Green, Dark Green, Steel Grey, Purple, Black

TALL SIZES: LT-4XLT (TLS508)

Colors: White, Red, Burgundy, Yellow, Texas Orange, Light Stone, Stone, Coffee Bean, Bark, Maui Blue, Light Blue, Ultramarine Blue, Strong Blue, Mediterranean Blue, Royal, Navy, Classic Navy, Teal Green, Court Green, Clover Green, Dark Green, Steel Grey, Purple, Black



LADIES SHORT SLEEVE EASY CARE SHIRT

L508

- Open collar

LADIES SIZES: XS-6XL

Colors: White, Bright Lavender, Red, Burgundy, Yellow, Athletic Gold, Texas Orange, Light Stone, Stone, Coffee Bean, Maui Blue, Light Blue, Ultramarine Blue, Strong Blue, Mediterranean Blue, Royal, Navy, Classic Navy, Teal Green, Court Green, Clover Green, Dark Green, Steel Grey, Purple, Black



## TALL

SPORT-TEK® POSICHARGE®  
COMPETITOR™ TEES

- 3.8-ounce, 100% polyester interlock with PosiCharge technology
- Moisture-wicking
- Removable tag for comfort and relabeling
- Set-in sleeves

EXCLUSIVE  
POSICHARGE  
TECHNOLOGY

Trust PosiCharge® technology for bleed-resistant color that prints easily and results in crisp, clear logos that stay true.

POSICHARGE®  
COMPETITOR™ TEES  
ST350

ADULT SIZES: XS-4XL

TALL SIZES: LT-4XLT (TST350)

Colors: Black, White, Iron Grey, Silver, Grey Concrete, Forest Green, Kelly Green, Lime Shock, Neon Yellow, Gold, Vegas Gold, Sand, Texas Orange, Deep Orange, Neon Orange, True Red, Maroon, Cardinal, Neon Pink, Purple, True Navy, True Royal, Tropic Blue, Carolina Blue, Atomic Blue

LADIES POSICHARGE®  
COMPETITOR™ TEE

LST350

LADIES SIZES: XS-4XL

Colors: Black, White, Iron Grey, Silver, Grey Concrete, Forest Green, Kelly Green, Lime Shock, Neon Yellow, Gold, Texas Orange, Deep Orange, Neon Orange, Hot Coral, True Red, Maroon, Cardinal, Pink Raspberry, Neon Pink, Light Pink, Purple, True Navy, True Royal, Tropic Blue, Carolina Blue, Atomic Blue

LADIES POSICHARGE®  
COMPETITOR™ V-NECK TEE

LST353

- Self-fabric v-neck

LADIES SIZES: XS-4XL

Colors: Black, White, Iron Grey, Lime Shock, Gold, Deep Orange, Hot Coral, True Red, Pink Raspberry, Pink Orchid, Purple, True Navy, True Royal, Tropic Blue, Carolina Blue, Silver



**TALL**

**PORT & COMPANY®  
CORE BLEND TEES**

- 5.5-ounce, 50/50 cotton/poly
- Made with up to 5% recycled polyester from plastic bottles



**CORE BLEND TEES**

**PC55**

ADULT SIZES: S-6XL  
TALL SIZES: LT-4XLT (PC55T)



**LADIES CORE BLEND TEE**

**LPC55**

- Side seamed

LADIES SIZES: XS-4XL  
Colors: Safety Orange, Red, Royal, Navy, Candy Pink, Athletic Heather, White, Safety Green, Charcoal, Jet Black



**CORE BLEND POCKET TEES**

**PC55P**

- Left chest pocket

ADULT SIZES: S-6XL  
TALL SIZES: LT-4XLT (PC55PT)  
Colors: Orange, Safety Orange, Gold, Red, Athletic Maroon, Purple, Royal, Kelly, Dark Green, Navy, Aquatic Blue, Light Blue, Lime, Ash, Athletic Heather, White, Safety Green, Charcoal, Jet Black



**LONG SLEEVE  
CORE BLEND TEES**

**PC55LS**

ADULT SIZES: S-6XL  
TALL SIZES: LT-4XLT (PC55LST)  
Colors: Orange, Safety Orange, Gold, Red, Athletic Maroon, Purple, Royal, Kelly, Dark Green, Navy, Aquatic Blue, Light Blue, Lime, Ash, Athletic Heather, White, Safety Green, Charcoal, Jet Black





**TALL**

**PORT & COMPANY®  
ESSENTIAL TEES**

- 6.1-ounce, 100% soft spun cotton



**ESSENTIAL TEES**

**PC61**

ADULT SIZES: S-6XL  
TALL SIZES: LT-4XLT (PC61T)



**LADIES ESSENTIAL TEE**

**LPC61**

- Shorter cut through body and sleeves
- LADIES SIZES: XS-4XL



**ESSENTIAL POCKET TEES**

**PC61P**

- Left chest pocket
- ADULT SIZES: S-4XL  
TALL SIZES: LT-4XLT (PC61PT)



**LONG SLEEVE ESSENTIAL TEES**

**PC61LS**

ADULT SIZES: S-4XL  
TALL SIZES: LT-4XLT (PC61LST)



**LONG SLEEVE ESSENTIAL POCKET TEES**

**PC61LSP**

- Left chest pocket
- ADULT SIZES: S-4XL  
TALL SIZES: LT-4XLT (PC61LSPT)

		PC61 ADULT PC61T TALL	LPC61 LADIES	PC61LS ADULT PC61LST TALL	PC61P ADULT PC61PT TALL	PC61LSP ADULT PC61LSPT TALL
NEUTRALS	WHITE					
	NATURAL					
HEATHERS	ASH**					
	ATHLETIC HEATHER*					
COLORS	DAFFODIL YELLOW	A				
	YELLOW					
	ORANGE SHERBET					
	LIGHT SAND					
	SAND					
	PALE PINK	A				
	CANDY PINK					
	LAVENDER	A				
	VIOLET	A				
	AQUATIC BLUE					
	LIGHT BLUE					
	STONEWASHED BLUE					
	PISTACHIO					
	LIME					
	STONEWASHED GREEN					
	LEMON YELLOW					
	GOLD			A		
	ORANGE					
	TEXAS ORANGE					
	DUSTY BROWN					
	BROWN					
	DARK CHOCOLATE BROWN					
	FIERY RED					

		PC61 ADULT PC61T TALL	LPC61 LADIES	PC61LS ADULT PC61LST TALL	PC61P ADULT PC61PT TALL	PC61LSP ADULT PC61LSPT TALL
COLORS	RED					
	RICH RED					
	CARDINAL					
	ATHLETIC MAROON					
	SANGRIA			A		
	PURPLE					
	EGGPLANT					
	TURQUOISE					
	TEAL					
	SAPPHIRE					
	ROYAL					
	DEEP MARINE					
	CAROLINA BLUE					
	ULTRAMARINE BLUE					
	COLONIAL BLUE					
	STEEL BLUE					
	NAVY					
	DEEP NAVY					
	DILL GREEN					
	KELLY					
	JADE GREEN					
	OLIVE					
	DARK GREEN					
	FOREST GREEN					
	MEDIUM GREY					
	DARK HEATHER GREY***					
	CHARCOAL					
	JET BLACK					

\*90/10 cotton/poly    \*\*98/2 cotton/poly    \*\*\*50/50 cotton/poly  
A=Adult sizing only, not available in Tall



**PORT & COMPANY®  
CORE FLEECE  
SWEATSHIRTS**

- 7.8-ounce, 50/50 cotton/poly fleece
- Air jet yarn for a soft, pill-resistant finish



**CORE FLEECE CREWNECK  
SWEATSHIRT**

**PC78**

ADULT SIZES: S-4XL

Colors: White, Ash, Athletic Heather, Lime, Gold, Orange, Heather Red, Red, Maroon, Sangria, Purple, Dark Chocolate Brown, Kelly, Dark Green, Carolina Blue, Heather Royal, Royal, Heather Navy, Navy, Charcoal, Dark Heather Grey, Jet Black, Neon Blue, Neon Green, Neon Orange, Neon Pink, Neon Yellow



**CORE FLEECE PULLOVER  
HOODED SWEATSHIRT**

**PC78H**

ADULT SIZES: S-4XL



**CORE FLEECE FULL-ZIP  
HOODED SWEATSHIRT**

**PC78ZH**

ADULT SIZES: S-4XL

Colors: White, Ash, Athletic Heather, Lime, Orange, Heather Red, Red, Maroon, Sangria, Purple, Dark Chocolate Brown, Clover Green, Kelly, Dark Green, Carolina Blue, Heather Royal, Royal, Heather Navy, Navy, Charcoal, Dark Heather Grey, Jet Black, Neon Blue, Neon Green, Neon Orange, Neon Pink




**LADIES CORE FLEECE FULL-ZIP  
HOODED SWEATSHIRT**

**LPC78ZH**

LADIES SIZES: XS-4XL

Colors: White, Athletic Heather, Red, Royal, Navy, Charcoal, Dark Heather Grey, Jet Black, Neon Blue, Neon Green, Neon Pink





**PORT AUTHORITY®  
ZEPHYR WINDWEAR**

- 100% polyester shell
- Water-resistant
- Wind-resistant
- Set-in sleeves



**ZEPHYR V-NECK PULLOVER**

**J342**

- Rib knit v-neck collar
- Back pleats
- Elastic cuffs and hem

ADULT SIZES: **XS-4XL**

Colors: Black, Grey Steel, Rich Red, Dress Blue Navy, True Royal, Stratus Grey, Safety Yellow



**ZEPHYR 1/2-ZIP PULLOVER**

**J343**

- Zip-through cadet collar with chin guard
- Elastic binding at cuffs
- Left side seam zipper for easy on/off
- Open hem with adjustable locking drawcord

ADULT SIZES: **XS-4XL**

Colors: Black, Grey Steel, Rich Red, Dress Blue Navy, True Royal



**ZEPHYR FULL-ZIP JACKET**

**J344**

- Zip-through cadet collar with chin guard
- Elastic binding at cuffs and hem
- Open front pockets

ADULT SIZES: **XS-4XL**

Colors: Black, Grey Steel, Rich Red, Dress Blue Navy, True Royal, Stratus Grey, Admiral Blue



**LADIES ZEPHYR FULL-ZIP JACKET**

**L344**

- Zip-through cadet collar with chin guard
- Elastic binding at cuffs and hem
- Open front pockets

LADIES SIZES: **XS-4XL**

Colors: Black, Grey Steel, Rich Red, Dress Blue Navy, True Royal, Stratus Grey, Admiral Blue, Pink Azalea



RENTAL-FRIENDLY

**PORT AUTHORITY® ACTIVE  
SOFT SHELL JACKETS**

- 100% polyester knit shell bonded to a water-resistant film insert and a 100% polyester mesh interior
- Water-resistant
- Wind-resistant
- Reverse coil zipper
- Elastic binding at cuffs
- Open hem with adjustable locking drawcord



**ACTIVE SOFT  
SHELL JACKET**  
J717

ADULT SIZES: XS-4XL  
Colors: True Royal, Regatta Blue, Dress Blue Navy, Grey Steel, Deep Black, Rich Red




**LADIES ACTIVE SOFT  
SHELL JACKET**  
L717

LADIES SIZES: XS-4XL  
Colors: Pink Azalea, Light Cyan Blue, True Royal, Dress Blue Navy, Grey Steel, Deep Black



**ACTIVE 1/2-ZIP SOFT  
SHELL JACKET**  
J716

ADULT SIZES: XS-4XL  
Colors: Rich Red, True Royal, Dress Blue Navy, Grey Steel, Deep Black



TALL

PORT AUTHORITY®  
CHARGER JACKETS

- 100% polyester Taslan shell
- Water-resistant
- Wind-resistant
- Front zippered pockets



HOODED CHARGER JACKET

J327

- 100% polyester heavyweight fleece body and hood lining
- 100% polyester sleeve lining with 2.5-ounce polyfill
- Hood with drawcord and toggles
- Interior pockets
- Adjustable self-fabric tab cuffs with hook and loop closures
- Open hem with drawcord and toggles

ADULT SIZES: XS-4XL




CHARGER JACKETS

J328

- 100% polyester fleece body lining
- 100% polyester heavyweight sleeve lining with 3-ounce polyfill
- Interior pocket
- Rib knit cuffs and waistband

ADULT SIZES: XS-6XL

TALL SIZES: LT-4XLT (TLJ328)



LIGHTWEIGHT CHARGER JACKET

J329

- 100% polyester lightweight fleece body lining
- 100% polyester sleeve lining
- Interior pocket
- Elastic cuffs with adjustable self-fabric tabs and hook and loop closures
- Elastic waistband.

ADULT SIZES: XS-6XL





RENTAL-FRIENDLY TALL

## PORT AUTHORITY® CORE COLORBLOCK SOFT SHELL JACKETS

- 100% polyester woven shell bonded to a water-resistant film insert and a 100% polyester microfleece lining
- Water-resistant
- Wind-resistant
- Zip-through cadet collar
- Reverse coil zippers
- Front zippered pockets
- Open cuffs and hem



## CORE COLORBLOCK SOFT SHELL JACKETS

J318

ADULT SIZES: XS-4XL

TALL SIZES: LT-4XLT (TLJ318)

Colors: Black/Battleship Grey, Dress Blue Navy/Battleship Grey, Black/Imperial Blue, Rich Red/Battleship Grey, Battleship Grey/Charge Green, Safety Yellow/Black

## LADIES CORE COLORBLOCK SOFT SHELL JACKET

L318

LADIES SIZES: XS-4XL

Colors: Black/Battleship Grey, Dress Blue Navy/Battleship Grey, Black/Imperial Blue, Battleship Grey/Charge Green, Marshmallow/Battleship Grey, Battleship Grey/Dark Rose




## CORNERSTONE® HEAVYWEIGHT FULL-ZIP HOODED SWEATSHIRT WITH THERMAL LINING

**CS620**

- 12-ounce, 60/40 cotton/poly
- 9-ounce, 100% polyester thermal lining
- Interior cellphone pocket
- Rib knit cuffs and waistband
- Brass zipper
- Drawcord with brass eyelets
- Front hand warmer pockets

ADULT SIZES: XS-6XL



## CORNERSTONE® 1/2-ZIP JOB SHIRT

**CS626**

- 9-ounce, 65/35 cotton/poly fleece
- Mic clips
- Right chest adjustable pocket with top and bottom hook and loop closures, interior radio and pen pockets
- Left chest slip pocket
- Jersey-lined hand warmer pockets
- Rib knit cuffs and hem

ADULT SIZES: XS-4XL



## CORNERSTONE® HEAVYWEIGHT SHERPA-LINED HOODED FLEECE JACKET

**CS625**

- 32-ounce, 53/47 cotton/poly fleece bonded to 100% polyester sherpa fleece with durable water-repellent (DWR) finish
- 2-ounce polyfill in sleeves for added warmth
- Water-resistant
- Hood with dyed-to-match drawcord
- Heavy-duty metal zipper
- Rib knit cuffs and waistband
- Front hand warmer pockets

ADULT SIZES: XS-6XL



TALL

## CORNERSTONE® DUCK CLOTH WORK JACKETS

- 12-ounce, 100% cotton duck cloth
- 6-ounce polyfill nylon lining




## DUCK CLOTH WORK JACKETS

J763

- Corduroy collar
- Bi-swing back
- Zippered chest pocket
- Adjustable 2-snap sleeves
- Front slash pockets
- Adjustable button waist tabs

ADULT SIZES: XS-6XL

TALL SIZES: LT-4XLT (TLJ763)



NAVY/  
BLACK

DUCK  
BROWN/  
DUCK  
BROWN

BLACK/  
BLACK



## DUCK CLOTH HOODED WORK JACKETS

J763H

- Hood with dyed-to-match drawcord
- Rib knit cuffs and waistband
- Front hand warmer pockets

ADULT SIZES: XS-6XL

TALL SIZES: LT-4XLT (TLJ763H)



NAVY

DUCK  
BROWN

BLACK



CORNERSTONE® WASHED  
DUCK CLOTH INSULATED  
HOODED WORK JACKET

CSJ41

- 12-ounce, 100% cotton enzyme-washed duck cloth
- 100% polyester tricot body and hood lining with 8-ounce polyfill
- 100% quilted polyester sleeve lining with 6-ounce polyfill
- Hood with antique brass eyelets and dyed-to-match drawcord
- Rib knit cuffs and waistband
- Front pouch pockets
- Interior zippered pocket

ADULT SIZES: XS-6XL



NAVY



DUCK  
BROWN



BLACK

CORNERSTONE® WASHED  
DUCK CLOTH FLANNEL-LINED  
WORK JACKET

CSJ40

- 12-ounce, 100% cotton enzyme-washed duck cloth
- 100% acrylic flannel body lining
- 3-ounce polyfill quilted polyester sleeve lining
- Adjustable snap cuffs
- Front slash pockets with hidden snap closures
- Interior pockets with snap closures
- Adjustable button waist tabs

ADULT SIZES: XS-6XL



NAVY



DUCK  
BROWN



BLACK

# FOR THE TOUGHER JOBS

THE TOUGHER JOBS CALL  
FOR UNIFORMING APPAREL  
WITH FEATURES LIKE:

- ▶ EXTRA-STRENGTH FABRIC
- ▶ GREAT DURABILITY
- ▶ SNAG-RESISTANCE
- ▶ SECOND-TO-NONE COMFORT

## JOB TYPES INCLUDING:

LANDSCAPING  
WAREHOUSING  
AUTO PARTS  
POOL MAINTENANCE  
HOUSEKEEPING  
FACILITY MAINTENANCE  
LIGHT MANUFACTURING  
DEALERSHIPS  
APPLIANCE REPAIR  
CONVENIENCE STORES  
TRANSPORTATION SERVICES



POLOS..... Page 27  
WOVEN SHIRTS..... Page 31  
OUTERWEAR..... Page 32

## MICROPIQUE SPORT-WICK® POLOS

### ST650

- Flat knit collar and cuffs
- 3-button placket with dyed-to-match rubber buttons
- Set-in, open hem sleeves

ADULT SIZES: XS-6XL

TALL SIZES: LT-4XLT (TST650)

Tall Colors: White, Deep Orange, True Red, Maroon, Purple, Blue Lake, True Royal, True Navy, Tropic Blue, Kelly Green, Forest Green, Lime Shock, Grey Concrete, Iron Grey, Black



## LADIES MICROPIQUE SPORT-WICK® POLO

### LST650

- Self-fabric collar
- Open placket
- Curved back waist seam

LADIES SIZES: XS-4XL

Colors: White, Deep Orange, True Red, Maroon, Purple, Blue Lake, True Royal, True Navy, Tropic Blue, Kelly Green, Forest Green, Lime Shock, Grey Concrete, Iron Grey, Black, Light Pink, Pink Raspberry

**RENTAL-FRIENDLY**

**SNAG-RESISTANT TALL**

## SPORT-TEK® MICROPIQUE SPORT-WICK® POLOS

- 3.8-ounce, 100% polyester tricot
- Moisture-wicking
- Side vents

## MICROPIQUE SPORT-WICK® POCKET POLO

### ST651

- Flat knit collar
- Taped neck
- 3-button placket with dyed-to-match rubber buttons
- Left chest pocket
- Set-in, open hem sleeves

ADULT SIZES: XS-4XL

Colors: White, True Red, Maroon, True Royal, True Navy, Forest Green, Iron Grey, Black



## LONG SLEEVE MICROPIQUE SPORT-WICK® POLO

### ST657

- Flat knit collar and cuffs
- Taped neck
- 3-button placket with dyed-to-match rubber buttons
- Set-in sleeves

ADULT SIZES: XS-4XL

Colors: White, True Red, Maroon, True Royal, True Navy, Forest Green, Iron Grey, Black







**SUPERPRO™  
KNIT POLO**

**K164**

- 3-button placket

ADULT SIZES: XS-4XL

**STAIN REPEL STAIN-RELEASE**

**PORT AUTHORITY™  
SUPERPRO™ KNIT POLOS**

- 6.5-ounce, 60/40 cotton/poly
- Wrinkle-resistant
- Flat knit collar
- Dyed-to-match buttons
- Set-in, open hem sleeves
- Side vents

**RELEASES STAINS**

PROHIBITS STAINS  
FROM PENETRATING  
FABRIC FIBERS




**LADIES SUPERPRO™  
KNIT POLO**

**LK164**

- 2-button Y-placket

LADIES SIZES: XS-4XL



RICH  
RED

STERLING  
GREY

TRUE  
NAVY

WHITE

ULTRA-  
MARINE  
BLUE

TRUE  
BLUE

BLACK

SNAG-RESISTANT TALL

PORT AUTHORITY® DRY ZONE® OTTOMAN POLOS

- 5.3-ounce, 100% polyester
- Moisture-wicking
- Flat knit collar
- Dyed-to-match buttons
- Open hem sleeves with rib knit detail
- Side vents



TOUGHER

LADIES DRY ZONE® OTTOMAN POLO

L525

- 4-button placket
  - Set-in sleeves
- LADIES SIZES: XS-4XL

DRY ZONE® OTTOMAN POLOS

K525

- 2-button placket
- Raglan sleeves

ADULT SIZES: XS-6XL  
TALL SIZES: LT-4XLT (TLK525)



**SNAG-RESISTANT**

**PORT AUTHORITY®  
PINPOINT MESH POLOS**

- 4.3-ounce, 100% polyester
- Moisture-wicking
- Self-fabric collar
- Reflective piecing at shoulders and center back

**PINPOINT MESH POLO**

**K580**

- 3-button placket with dyed-to-match buttons
- Side vents

ADULT SIZES: XS-4XL

Colors: Treetop Green, True Royal, White, Battleship Grey, True Navy, Rich Red, Black




**LADIES PINPOINT  
MESH ZIP POLO**

**L580**

- Dyed-to-match zip placket
- Front princess seams
- Slightly rounded hem

LADIES SIZES: XS-4XL





### NON-IRON Twill SHIRT

**RH78**

- Button-down collar
- Back shoulder pleats
- Left chest notched patch pocket
- Shirttail hem

**ADULT SIZES: XS-4XL**

Colors: Bluegrass, White, Blue Horizon, Grey Steel, Heritage Blue, Black



### RED HOUSE® NON-IRON Twill SHIRTS

- 3.4-ounce, 55/45 cotton/ polyester treated with a non-iron finish
- Button-through sleeve plackets
- Adjustable notched cuffs
- Red House engraved buttons and monogram on right sleeve placket




### LADIES NON-IRON Twill SHIRT

**RH79**

- Open collar
- Inverted center back pleat
- Bust darts
- Gently curved hem

**LADIES SIZES: XS-4XL**



**TALL**

**PORT AUTHORITY® VALUE FLEECE JACKETS**

- 13.8-ounce, 100% polyester
- Twill-taped neck
- Chin guard
- Reverse coil zipper
- Front zippered pockets
- Open hem and cuffs

**VALUE FLEECE VESTS FOR ADULTS (F219) AND LADIES (L219) ALSO AVAILABLE.**

**VALUE FLEECE JACKETS**

**F217**

**ADULT SIZES: XS-6XL**

Colors: True Red, Forest Green, Skydiver Blue, True Royal, Insignia Blue, True Navy, Dark Chocolate Brown, Deep Smoke, Iron Grey, Black, Maroon

**TALL SIZES: LT-4XLT (TLF217)**

Colors: True Red, Forest Green, True Royal, True Navy, Dark Chocolate Brown, Iron Grey, Black, Maroon



**LADIES VALUE FLEECE JACKET**

**L217**

**LADIES SIZES: XS-4XL**

Colors: Winter White, Pink Blossom, Hibiscus, True Red, Maroon, Forest Green, Skydiver Blue, True Royal, Insignia Blue, True Navy, Deep Smoke, Iron Grey, Black



TALL

PORT AUTHORITY®  
CHALLENGER™ JACKETS

J754

- Teklon® nylon outer shell
- Water-resistant
- Wind-resistant
- Poly-filled body with heavyweight fleece lining
- Poly-filled sleeves with polyester lining
- Slash zippered pockets, interior zippered pocket
- Rib knit cuffs and waistband


ADULT SIZES: XS-6XL

TALL SIZES: LT-4XLT (TLJ754)

Tall Colors: True Black/Grey Heather, True Black/True Black, True Navy/Grey Heather, True Navy/True Navy



TOUGHER






PORT AUTHORITY.

## PORT AUTHORITY® CHALLENGER™ JACKET WITH REFLECTIVE TAPING

J754R

- Teklon® nylon outer shell
- Water-resistant
- Wind-resistant
- Poly-filled body with heavyweight fleece lining
- Poly-filled sleeves with polyester lining
- 1-in. wide reflective taping on front, back and sleeves
- Slash zippered pockets, interior zippered pocket
- Rib knit cuffs and waistband

ADULT SIZES: XS-6XL

TRUE BLACK /  
TRUE BLACK /  
REFLECTIVETRUE NAVY /  
GREY HEATHER /  
REFLECTIVE

PORT AUTHORITY.

## PORT AUTHORITY® WATERPROOF MOSSY OAK® CHALLENGER™ JACKET

J754MO

- 100% polyester
- Fully waterproof and seam-sealed
- Wind-resistant
- Elastic cuffs and waistband

ADULT SIZES: XS-6XL

MOSSY OAK®  
BREAK-UP®/BLACK

RENTAL-FRIENDLY TALL

PORT AUTHORITY®  
CORE SOFT SHELL  
JACKETS & VESTS

- 100% polyester woven shell bonded to a water-resistant film insert and a 100% polyester microfleece lining (Solids)
- 92/8 poly/spandex woven shell bonded to a water-resistant film insert and a 100% polyester microfleece lining (Heathers)
- Water-resistant
- Wind-resistant
- Zip-through cadet collar with chin guard
- Reverse coil zippers
- Front zippered pockets
- Open hem



CORE SOFT SHELL JACKETS

J317

ADULT SIZES: XS-6XL

Colors: True Royal, Dress Blue Navy, Forest Green, Deep Smoke, Battleship Grey, Black, Maroon, Rich Red, Navy Heather, Pearl Grey Heather, Black Charcoal Heather

TALL SIZES: LT-4XLT (TLJ317)

Colors: Battleship Grey, Black, Dress Blue Navy

LADIES CORE SOFT SHELL JACKET

L317

LADIES SIZES: XS-4XL

Colors: True Royal, Dress Blue Navy, Deep Smoke, Battleship Grey, Black, Rich Red, Very Berry, Navy Heather, Pearl Grey Heather, Black Charcoal Heather



CORE SOFT SHELL VEST

J325

ADULT SIZES: XS-4XL

Colors: Battleship Grey, Black, Dress Blue Navy

LADIES CORE SOFT SHELL VEST

L325

LADIES SIZES: XS-4XL

Colors: Battleship Grey, Black, Dress Blue Navy, Marshmallow





# FOR THE TOUGHEST JOBS

THE TOUGHEST JOBS CALL  
FOR UNIFORMING APPAREL  
WITH FEATURES LIKE:

- ▶ HEAVY-DUTY FABRIC
- ▶ MAXIMUM DURABILITY
- ▶ SNAG-PROOF FUNCTIONALITY
- ▶ EXCEPTIONAL COMFORT

## JOB TYPES INCLUDING:

AUTOMOTIVE  
PLUMBING  
CONSTRUCTION  
HVAC TECHS  
TOWING  
EMTS  
LAW ENFORCEMENT  
PUBLIC SAFETY  
MANUFACTURING  
SKILLED LABOR  
JANITORIAL  
FOOD PROCESSING  
HEAVY MANUFACTURING



POLOS.....	Page 37
T-SHIRTS.....	Page 39
WOVEN SHIRTS.....	Page 40
OUTERWEAR.....	Page 42





**SELECT SNAG-PROOF POLOS**

**CS412**

ADULT SIZES: **XS-6XL**  
Colors: White, Tan, Red, Maroon, Dark Green, Royal, Regatta Blue, Dark Navy, Charcoal, Black

TALL SIZES: **LT-4XLT (TLC412)**  
Colors: White, Tan, Red, Maroon, Dark Green, Royal, Dark Navy, Black

**LADIES SELECT SNAG-PROOF POLO**

**CS413**

LADIES SIZES: **XS-4XL**  
Colors: White, Tan, Red, Maroon, Dark Green, Royal, Dark Navy, Black

**RENTAL-FRIENDLY TALL**

**SNAG-PROOF**

**CORNERSTONE® SELECT SNAG-PROOF POLOS**

- 6.6-ounce snag-proof polyester
- Moisture-wicking
- Odor-fighting
- Wrinkle-resistant
- Flat knit collar
- 3-button placket with dyed-to-match buttons
- Set-in, open hem sleeves
- Side vents



**SELECT SNAG-PROOF LONG SLEEVE POLO**

**CS412LS**

- Rib knit cuffs

ADULT SIZES: **XS-4XL**  
Colors: White, Tan, Royal, Dark Navy, Charcoal, Black



**SELECT SNAG-PROOF POCKET POLO**

**CS412P**

- Left chest pocket

ADULT SIZES: **XS-4XL**  
Colors: White, Tan, Red, Maroon, Dark Green, Royal, Dark Navy, Black, Safety Yellow



**CornerStone®**
**RENTAL-FRIENDLY SNAG-PROOF**
**CORNERSTONE®  
SELECT LIGHTWEIGHT  
SNAG-PROOF POLOS**


- 4.4-ounce snag-proof polyester
- Moisture-wicking
- Odor-fighting
- Flat knit collar
- Dyed-to-match buttons
- Set-in, open hem sleeves


**SELECT LIGHTWEIGHT  
SNAG-PROOF POLO**
**CS418**

- 3-button placket
- ADULT SIZES: XS-4XL


**LADIES SELECT LIGHTWEIGHT  
SNAG-PROOF POLO**
**CS419**

- 3-button Y-neck placket
- LADIES SIZES: XS-4XL


**CornerStone®**
**RENTAL-FRIENDLY SNAG-PROOF TALL**
**CORNERSTONE®  
SELECT SNAG-PROOF  
TACTICAL POLOS**

- 6.6-ounce snag-proof polyester
- Moisture-wicking
- Odor-fighting
- Flat knit collar
- 3-button placket with dyed-to-match buttons
- Mic clips
- Raglan sleeves
- Dual pen pockets on left sleeve
- Side vents


**SELECT SNAG-PROOF  
TACTICAL POLOS**
**CS410**

- Drop tail to stay tucked in

ADULT SIZES: XS-4XL  
TALL SIZES: LT-4XLT (TLC410)  
Tall Colors: White, Tan, Light Grey, Red, Royal, Dark Navy, Dark Green, Tactical Green, Dark Green, Charcoal, Black

**LADIES SELECT  
SNAG-PROOF  
TACTICAL POLO**
**CS411**

- Traditional, relaxed look

LADIES SIZES: XS-4XL  
Colors: White, Tan, Light Grey, Red, Royal, Dark Navy, Dark Green, Charcoal, Black

**LONG SLEEVE  
SELECT SNAG-PROOF  
TACTICAL POLO**
**CS410LS**

- Rib knit cuffs
- Drop tail to stay tucked in

ADULT SIZES: XS-4XL  
Colors: White, Tan, Royal, Dark Navy, Charcoal, Black



RENTAL-FRIENDLY SNAG-RESISTANT

CORNERSTONE® MICROPIQUE GRIPPER POLOS

- 3.8-ounce, 100% polyester tricot
- Moisture-wicking
- Flat knit collar
- 3 stainless steel gripper snaps
- Set-in, open hem sleeves
- Side vents



MICROPIQUE GRIPPER POLO  
CS421

ADULT SIZES: XS-6XL



LADIES MICROPIQUE GRIPPER POLO  
CS422

- Gently contoured silhouette
- LADIES SIZES: XS-4XL



SPORT-TEK®

SNAG-RESISTANT

SPORT-TEK® POSICHARGE® TOUGH TEES

- 4.7-ounce, 100% polyester jersey with PosiCharge technology
- Moisture-wicking
- Removable tag for comfort and relabeling
- Set-in sleeves

POSICHARGE® TOUGH TEE®  
ST320

ADULT SIZES: XS-4XL  
Colors: Black, White, Dark Smoke Grey, Silver, Deep Red, True Navy, True Royal, Atomic Blue, Neon Green, Neon Yellow

LADIES POSICHARGE® TOUGH TEE®  
LST320

- Scoop neck
- LADIES SIZES: XS-4XL



RENTAL-FRIENDLY


STAIN REPEL STAIN-RELEASE TALL

PORT AUTHORITY®  
SUPERPRO™ OXFORD SHIRTS

- 4.6-ounce, 60/40 cotton/poly with stain-release finish
- Wrinkle-resistant
- Back yoke with knife pleats
- Adjustable cuffs

RELEASES STAINS

PROHIBITS STAINS  
FROM PENETRATING  
FABRIC FIBERS



SUPERPRO™ OXFORD SHIRTS

S658

- Button-down collar
- Left chest pocket

ADULT SIZES: XS-4XL

TALL SIZES: LT-4XLT (TS658)


Tall Colors: White, Oxford Blue, Black

LADIES SUPERPRO™  
OXFORD SHIRT

L658

- Open collar
- Bust darts

LADIES SIZES: XS-4XL





RENTAL-FRIENDLY


STAIN REPEL STAIN-RELEASE

PORT AUTHORITY® SHORT SLEEVE SUPERPRO™ OXFORD SHIRTS

- 4.6-ounce, 60/40 cotton/poly with stain-release finish
- Wrinkle-resistant
- Back yoke with knife pleats
- Left chest pocket

RELEASES STAINS

PROHIBITS STAINS FROM PENETRATING FABRIC FIBERS



SHORT SLEEVE SUPERPRO™ OXFORD SHIRT

S659

- Button-down collar

ADULT SIZES: XS-4XL

LADIES SHORT SLEEVE SUPERPRO™ OXFORD SHIRT


L659

- Open collar
- Bust darts
- Banded sleeves with two-button closure

LADIES SIZES: XS-4XL



BACK SLEEVE DETAIL



WHITE

OXFORD BLUE

BLACK

NAVY

**PORT AUTHORITY®  
ANSI 107 CLASS 3 SAFETY  
HEAVYWEIGHT PARKA**

**J799S**

- ANSI/ISEA 107 Class 3 certified
- 100% polyester
- Waterproof
- Fully seam-sealed
- Snap-off adjustable hood
- Polyfill-lined body and sleeves
- Drawcord waist with toggles
- Storm flap
- 2-in. wide reflective taping on front, back and sleeves
- Two-way zipper
- Waterproof zippered pockets

ADULT SIZES: XS-4XL



SAFETY YELLOW/  
BLACK / REFLECTIVE



# SIZE CHARTS

Size charts offer helpful size guidelines.  
For more detailed information, request a product spec sheet.

PORT AUTHORITY®

PORT &  
COMPANY®

SPORT-TEK®

CornerStone®

RED HOUSE®

ADULT SIZES	XS	S	M	L	XL	2XL	3XL	4XL	5XL	6XL	7XL	8XL	9XL	10XL
REGULAR / TALL* CHEST	32 – 34	35 – 37	38 – 40	41 – 43	44 – 46	47 – 49	50 – 53	54 – 57	58 – 60	61 – 63	64 – 66	67 – 69	70 – 72	73 – 75
REGULAR / TALL* NECK	14½ – 15	15 – 15½	15½ – 16	16 – 16½	16½ – 17	17 – 17½	17½ – 18	18 – 18½	18½ – 19	19 – 19½	19½ – 20¼	20¼ – 20¾	20¾ – 21¼	21¼ – 21¾
REGULAR / TALL* LONG SLEEVE ARM LENGTH	30½	32	34	35	36½	37½	38½	39½	40½	41½	41½	41½	41½	41½
WAIST	26 – 28	29 – 31	32 – 34	35 – 37	38 – 40	41 – 43	44 – 47	48 – 51	52 – 54	55 – 57	58 – 60	61 – 63	64 – 66	67 – 69

\*Tall styles are up to 2" longer than regular sizes in body and sleeve length. Tall sizes: LT – 4XLT.

LADIES SIZES	XS	S	M	L	XL	XXL	3XL	4XL	5XL	6XL
SIZE	2	4 / 6	8 / 10	12 / 14	16 / 18	20 / 22	24 / 26	28 / 30	32 / 34	36 / 38
BUST	32 – 34	35 – 36	37 – 38	39 – 41	42 – 44	45 – 47	48 – 51	52 – 55	56 – 59	60 – 63
WAIST	24 – 26	27 – 28	29 – 30	31 – 33	34 – 36	37 – 39	40 – 43	44 – 47	48 – 51	52 – 55
HIP	34 – 36	37 – 38	39 – 40	41 – 43	44 – 46	47 – 49	50 – 53	54 – 57	58 – 61	62 – 65



ADULT SIZES	XS	S	M	L	XL	2XL	3XL	4XL
CHEST	32 – 35	35 – 37½	37½ – 41	41 – 44	44 – 48½	48½ – 53½	53½ – 58	58 – 63

LADIES SIZES	S	M	L	XL	XXL
SIZE	4 / 6	8 / 10	12 / 14	16 / 18	20
BUST	32½ – 35½	35½ – 38	38 – 41	41 – 44½	42½ – 48½

CornerStone®

PORT AUTHORITY®

PORT &  
COMPANY®

**SPORT-TEK®**



RED HOUSE®